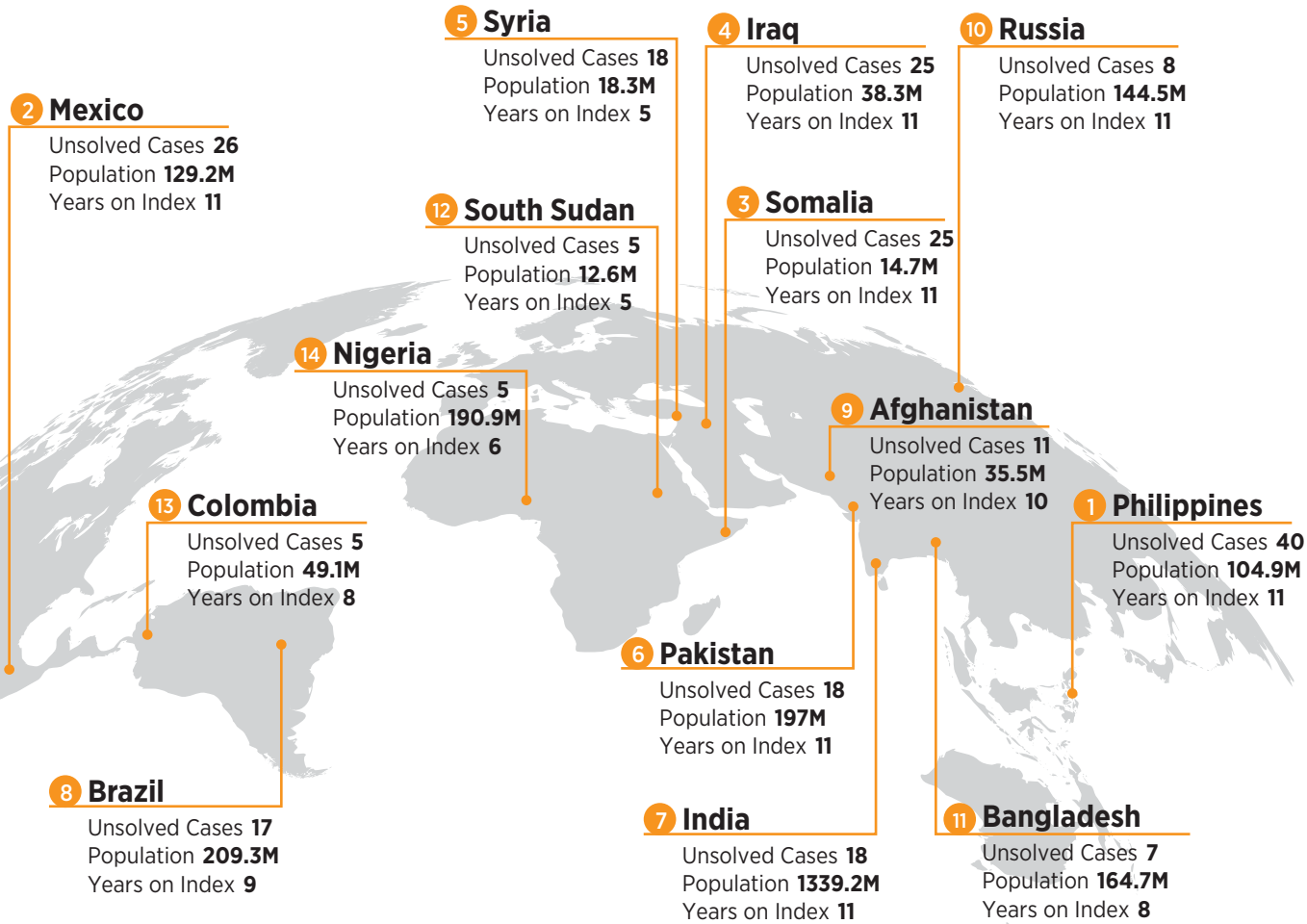


Global Impunity Index 2018

The Impunity Index, published annually by CPJ to record the crimes against journalists, calculates the number of unsolved murders based on a 10-year period as a percentage of each country's population. This edition includes murders that occurred in every nation between Sept. 1, 2008 and Aug. 31, 2018.



Source: Committee to Protect Journalists

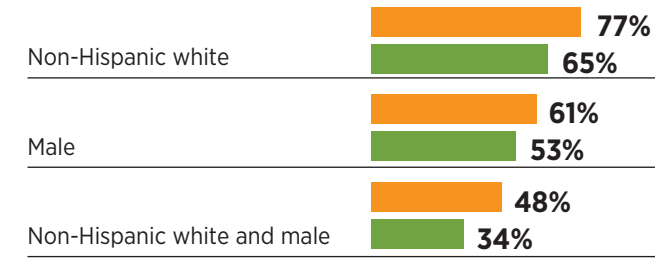
Newsroom Employees Are Less Likely to be Diverse

Based on population ages 18 and older employed in the civilian labor force

Newsroom employees (orange) All U.S. workers (green)

Newsroom employees are more likely to be white and male than all U.S. workers

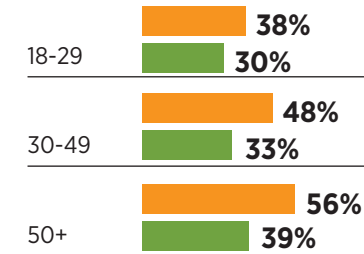
% of U.S. employed adults who are...



Younger newsroom employees are less likely than their older colleagues to be white men

% of U.S. employed adults in each age group who are...

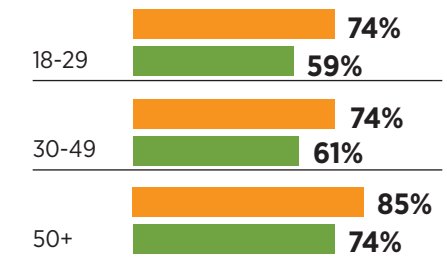
Non-Hispanic white and male



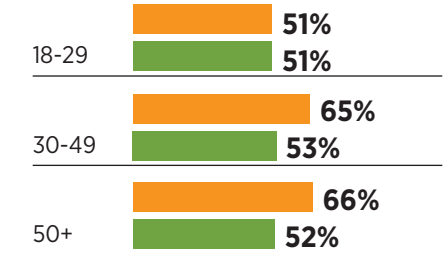
Younger newsroom employees have equal gender diversity as workers overall; still more likely to be white

% of U.S. employed adults in each age group who are...

Non-Hispanic white



Male



Source: Pew Research Center, analysis of U.S. Census Bureau, 2012-2016 American Community Survey five-year Public Use Microdata Sample file

Bias and Perceived Accuracy in the News Media

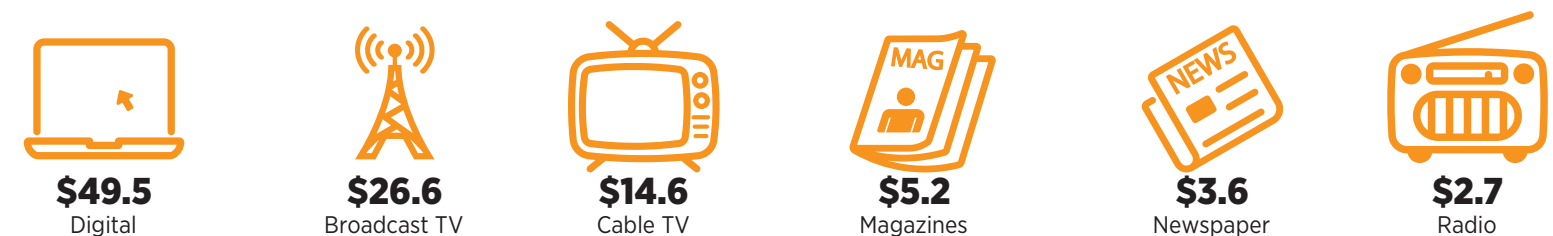
Between Feb. 5 and March 11, 2018, Gallup/Knight Foundation surveyed 1,440 Gallup Panel members to assess how U.S. adults perceive bias in news reporting and whether they can distinguish bias from inaccuracy.



Source: Knight Foundation

Half-Year 2018 Ad Revenue: Digital vs. Traditional Media

In billions; based on U.S. digital advertising revenues for the first six months of 2018



Source: IAB Internet Ad Revenue Report/The Nielsen Co.